




































































| Stati per PIL (PPA) Fondo monetario internazionale | | | | | All. 2 | |
|---|-----------|----------------------|-----------|-----------------------------------|----------|--------------|
| Paese | Stima FMI | Stima Banca Mondiale | Stima CIA | Rapporto PIL pro capite su Italia | tassa | tassa dovuta |
|  Singapore | 131,58 | 98,526 | 93,4 | 2,62028 | 5.764,62 | 2.200,00 |
|  Qatar | 112,789 | 89,949 | 85,3 | 2,246077 | 4.941,37 | 2.200,00 |
|  Macao | 85,612 | 57,807 | 54,8 | 1,704875 | 3.750,72 | 2.200,00 |
| Svizzera | 84,658 | 71,352 | 68,4 | 1,685877 | 3.708,93 | 2.200,00 |
|  Bermuda | N.D. | 80,83 | 81,8 | 1,609646 | 3.541,22 | 2.200,00 |
|  Emirati Arabi Uniti | 78,255 | 69,958 | 67,1 | 1,558368 | 3.428,41 | 2.200,00 |
| Norvegia | 77,808 | 63,198 | 63,6 | 1,549466 | 3.408,83 | 2.200,00 |
|  Stati Uniti | 76,027 | 63,544 | 60,2 | 1,514 | 3.330,80 | 2.200,00 |
|  Brunei | 74,953 | 65,662 | 62,2 | 1,492612 | 3.283,75 | 2.200,00 |
|  Isole Cayman | N.D. | 71,594 | 73,6 | 1,425721 | 3.136,59 | 2.200,00 |
|  Isole Falkland | N.D. | N.D. | 70,8 | 1,409909 | 3.101,80 | 2.200,00 |
|  Hong Kong | 70,448 | 59,238 | 56,2 | 1,402899 | 3.086,38 | 2.200,00 |
|  San Marino | 70,139 | 63,42 | 60,8 | 1,396746 | 3.072,84 | 2.200,00 |
















| | | | | | | |
|---|--------|--------|--------|----------|----------|----------|
|  Taiwan | 68,73 | N.D. | 24,502 | | | 2.200,00 |
| | | | | 1,368687 | 3.011,11 | |
| Islanda | 64,621 | 55,216 | 52,3 | | | 2.200,00 |
| | | | | 1,286861 | 2.831,09 | |
|  Australia | 61,941 | 52,518 | 48,7 | | | 2.200,00 |
| | | | | 1,233491 | 2.713,68 | |
|  Canada | 57,812 | 48,073 | 45,9 | | | 2.200,00 |
| | | | | 1,151267 | 2.532,79 | |
|  Bahamas | 57,424 | 43,181 | 45,011 | | | 2.200,00 |
| | | | | 1,14354 | 2.515,79 | |
|  Arabia Saudita | 55,368 | 46,763 | 46,962 | | | 2.200,00 |
| | | | | 1,102597 | 2.425,71 | |
|  Regno Unito | 55,301 | 44,916 | 46,659 | | | 2.200,00 |
| | | | | 1,101263 | 2.422,78 | |
|  Corea del Sud | 53,051 | 43,124 | 42,765 | | | 2.200,00 |
| | | | | 1,056456 | 2.324,20 | |
|  Kuwait | 50,919 | 51,962 | 49,9 | | | 2.200,00 |
| | | | | 1,014 | 2.230,80 | |
|  Nuova Zelanda | 50,411 | 44,252 | 42,888 | | | 2.200,00 |
| | | | | 1,003883 | 2.208,54 | 2.208,54 |
|  Israele | 50,204 | 41,855 | 40,145 | | | 2.199,47 |
| | | | | 0,999761 | 2.199,47 | 2.199,47 |
|  Giappone | 48,814 | 42,197 | 41,429 | | | 2.138,58 |
| | | | | 0,972081 | 2.138,58 | 2.138,58 |
|  Cipro | 48,443 | 38,458 | 39,545 | | | 2.122,32 |
| | | | | 0,964693 | 2.122,32 | 2.122,32 |
|  Saint-Pierre e Miquelon | N.D. | N.D. | 46,2 | | | 2.024,06 |
| | | | | 0,920025 | 2.024,06 | 2.024,06 |
|  Porto Rico | 42,759 | 35,279 | 33,4 | | | 1.873,30 |
| | | | | 0,851502 | 1.873,30 | 1.873,30 |









| | | | | | | |
|---|--------|--------|--------|----------|----------|----------|
|  Groenlandia | N.D. | N.D. | 41,8 | 0,832404 | 1.831,29 | 1.831,29 |
|  Bahamas | 40,274 | 32,454 | 30,8 | 0,802015 | 1.764,43 | 1.764,43 |
|  Aruba | 39,508 | 38,897 | 37,5 | 0,786761 | 1.730,87 | 1.730,87 |
|  Guyana | 38,258 | 19,706 | 13,082 | 0,761869 | 1.676,11 | 1.676,11 |
|  Turchia | 37,488 | 28,12 | 28,424 | 0,746535 | 1.642,38 | 1.642,38 |
|  Isole Vergini Americane | N.D. | N.D. | 37 | 0,736817 | 1.621,00 | 1.621,00 |
|  Panama | 36,085 | 26,776 | 31,459 | 0,718596 | 1.580,91 | 1.580,91 |
|  Sint Maarten | N.D. | 35,977 | 35,3 | 0,716445 | 1.576,18 | 1.576,18 |
|  Guatemala | N.D. | N.D. | 35,6 | 0,708937 | 1.559,66 | 1.559,66 |
|  Oman | 35,286 | 28,449 | 27,299 | 0,702684 | 1.545,91 | 1.545,91 |
|  Seychelles | 35,272 | 25,7 | 29,223 | 0,702406 | 1.545,29 | 1.545,29 |
|  Isole Vergini Britanniche | N.D. | N.D. | 34,2 | 0,681058 | 1.498,33 | 1.498,33 |
|  Montserrat | N.D. | N.D. | 34 | 0,677075 | 1.489,57 | 1.489,57 |
|  Malaysia | 32,901 | 27,887 | 28,364 | 0,65519 | 1.441,42 | 1.441,42 |
|  Nuova Caledonia | N.D. | N.D. | 31,1 | 0,619325 | 1.362,51 | 1.362,51 |
















| | | | | | | |
|---|--------|--------|--------|----------|----------|----------|
|  Kazakhstan | 30,502 | 26,729 | 26,351 | 0,607416 | 1.336,32 | 1.336,32 |
|  Russia | 30,013 | 28,213 | 27,044 | 0,597678 | 1.314,89 | 1.314,89 |
|  Trinidad e Tobago | 29,884 | 25,031 | 23,7 | 0,595109 | 1.309,24 | 1.309,24 |
|  Maldiva | 29,133 | 13,766 | 19,531 | 0,580154 | 1.276,34 | 1.276,34 |
|  Cile | 28,526 | 25,068 | 24,226 | 0,568066 | 1.249,75 | 1.249,75 |
|  Saint Kitts e Nevis | 27,608 | 24,537 | 23,3 | 0,549785 | 1.209,53 | 1.209,53 |
|  Uruguay | 26,663 | 22,795 | 21,561 | 0,530966 | 1.168,13 | 1.168,13 |
|  Argentina | 25,822 | 20,768 | 22,064 | 0,514219 | 1.131,28 | 1.131,28 |
|  Mauritius | 25,043 | 20,539 | 22,87 | 0,498706 | 1.097,15 | 1.097,15 |
|  Isole Marianne Settentrionali | N.D. | N.D. | 24,5 | 0,487892 | 1.073,36 | 1.073,36 |
|  Costa Rica | 24,49 | 21,032 | 19,7 | 0,487693 | 1.072,92 | 1.072,92 |
|  Serbia | 23,904 | 19,231 | 18,233 | 0,476024 | 1.047,25 | 1.047,25 |
|  Rep. Dominicana | 23,983 | 17,937 | 17 | 0,477597 | 1.050,71 | 1.050,71 |
|  Turks e Caicos | N.D. | 22,286 | 21,1 | 0,443803 | 976,37 | 976,37 |
|  Messico | 22,216 | 18,833 | 19,796 | 0,442409 | 973,30 | 973,30 |

| | | | | | | |
|--|--------|--------|--------|----------|--------|--------|
|  Antigua e Barbuda | 21,89 | 18,942 | 18 | 0,435917 | 959,02 | 959,02 |
| <u>Bielorussia</u> | 21,686 | 20,2 | 19,15 | 0,431854 | 950,08 | 950,08 |
|  Curaçao | N.D. | 21,423 | 24,5 | 0,426617 | 938,56 | 938,56 |
|  Cina | 21,364 | 17,312 | 16,117 | 0,425442 | 935,97 | 935,97 |
|  Thailandia | 21,057 | 18,236 | 18,46 | 0,419329 | 922,52 | 922,52 |
| <u>Macedonia del Nord</u> | 19,726 | 16,927 | 16,479 | 0,392823 | 864,21 | 864,21 |
|  Saint-Martin | N.D. | N.D. | 19,3 | 0,38434 | 845,55 | 845,55 |
|  Botswana | 19,287 | 16,921 | 17,767 | 0,384081 | 844,98 | 844,98 |
|  Guinea Equatoriale | 19,036 | 17,942 | 18,558 | 0,379082 | 833,98 | 833,98 |
|  Turkmenistan | 18,857 | 16,196 | 14,845 | 0,375518 | 826,14 | 826,14 |
|  Georgia | 18,594 | 14,863 | 14,992 | 0,37028 | 814,62 | 814,62 |
|  Libia | 18,345 | 10,847 | 15,174 | 0,365322 | 803,71 | 803,71 |
|  Iran | 18,332 | 13,116 | 12,389 | 0,365063 | 803,14 | 803,14 |
|  Grenada | 18,293 | 15,893 | 15,1 | 0,364286 | 801,43 | 801,43 |
|  Colombia | 18,225 | 14,565 | 14,722 | 0,362932 | 798,45 | 798,45 |












| | | | | | | |
|---|--------|--------|--------|----------|--------|--------|
|  Gabon | 17,848 | 15,191 | 14,95 | 0,355425 | 781,93 | 781,93 |
| Bosnia ed Erzegovina | 17,471 | 15,612 | 14,912 | 0,347917 | 765,42 | 765,42 |
|  Barbados | 17,408 | 13,577 | 12,9 | 0,346662 | 762,66 | 762,66 |
| Albania | 17,383 | 13,818 | 13,965 | 0,346165 | 761,56 | 761,56 |
|  Suriname | 17,3 | 17,016 | 16,525 | 0,344512 | 757,93 | 757,93 |
|  Brasile | 17,208 | 14,836 | 14,652 | 0,34268 | 753,90 | 753,90 |
|  Azerbaijan | 17,153 | 14,452 | 14,404 | 0,341584 | 751,49 | 751,49 |
|  Polinesia francese | N.D. | N.D. | 17 | 0,338538 | 744,78 | 744,78 |
| Moldavia | 16,719 | 13,002 | 13,05 | 0,332942 | 732,47 | 732,47 |
|  Isole Cook | N.D. | N.D. | 16,7 | 0,332563 | 731,64 | 731,64 |
|  Saint Lucia | 16,509 | 12,944 | 12,3 | 0,32876 | 723,27 | 723,27 |
|  Armenia | 15,818 | 13,284 | 13,654 | 0,314999 | 693,00 | 693,00 |
|  Saint Vincent e Grenadine | 15,505 | 12,77 | 12,1 | 0,308766 | 679,29 | 679,29 |
|  Sri Lanka | 15,387 | 13,225 | 13,078 | 0,306416 | 674,12 | 674,12 |
|  Sudafrica | 15,361 | 12,096 | 12,482 | 0,305899 | 672,98 | 672,98 |
















| | | | | | | |
|--|--------|--------|--------|----------|--------|--------|
|  Perù | 15,035 | 11,879 | 12,848 | 0,299407 | 658,69 | 658,69 |
|  Egitto | 14,928 | 12,608 | 11,763 | 0,297276 | 654,01 | 654,01 |
|  Indonesia | 14,535 | 12,074 | 11,812 | 0,28945 | 636,79 | 636,79 |
|  Dominica | 14,491 | 10,435 | 9,9 | 0,288573 | 634,86 | 634,86 |
|  Paraguay | 14,43 | 13,013 | 12,685 | 0,287359 | 632,19 | 632,19 |
|  Ucraina | 14,325 | 13,057 | 12,81 | 0,285268 | 627,59 | 627,59 |
|  Kosovo | 13,964 | 11,368 | 11,368 | 0,278079 | 611,77 | 611,77 |
|  Palau | 13,652 | 18,316 | 17,579 | 0,271866 | 598,10 | 598,10 |
|  Figi | 13,598 | 11,601 | 13,684 | 0,27079 | 595,74 | 595,74 |
|  Mongolia | 13,35 | 12,101 | 12,317 | 0,265852 | 584,87 | 584,87 |
|  Algeria | 13,002 | 11,268 | 11,511 | 0,258921 | 569,63 | 569,63 |
|  Bhutan | 12,967 | 11,508 | 11,832 | 0,258224 | 568,09 | 568,09 |
|  Vietnam | 12,881 | 8,651 | 8,041 | 0,256512 | 564,33 | 564,33 |
|  Ecuador | 12,664 | 10,896 | 11,375 | 0,252191 | 554,82 | 554,82 |
|  Tunisia | 12,3 | 10,262 | 10,756 | 0,244942 | 538,87 | 538,87 |








| | | | | | | |
|---|--------|--------|--------|----------|--------|--------|
|  Cuba | N.D. | N.D. | 12,3 | 0,244942 | 538,87 | 538,87 |
|  Libano | 12,035 | 12,289 | 14,552 | 0,239665 | 527,26 | 527,26 |
|  Anguilla | N.D. | N.D. | 12,2 | 0,24295 | 534,49 | 534,49 |
|  Iraq | 12,141 | 9,764 | 10,881 | 0,241776 | 531,91 | 531,91 |
|  Giordania | 11,861 | 10,356 | 10,071 | 0,2362 | 519,64 | 519,64 |
|  Giamaica | 11,802 | 9,222 | 8,7 | 0,235025 | 517,05 | 517,05 |
|  Samoa Americane | N.D. | N.D. | 11,2 | 0,223036 | 490,68 | 490,68 |
|  Nauru | 10,75 | 14,1 | 11,583 | 0,214075 | 470,97 | 470,97 |
|  El Salvador | 10,581 | 8,499 | 8,1 | 0,21071 | 463,56 | 463,56 |
|  Namibia | 10,448 | 9,382 | 9,637 | 0,208061 | 457,73 | 457,73 |
|  eSwatini | 10,411 | 8,854 | 8,622 | 0,207324 | 456,11 | 456,11 |
|  Filippine | 10,237 | 8,39 | 8,908 | 0,203859 | 448,49 | 448,49 |
|  Guatemala | 9,911 | 8,854 | 8,4 | 0,197367 | 434,21 | 434,21 |
|  Bolivia | 9,856 | 8,367 | 8,724 | 0,196272 | 431,80 | 431,80 |
|  Uzbekistan | 9,243 | 7,378 | 6,999 | 0,184065 | 404,94 | 404,94 |

| | | | | | | |
|---|-------|-------|-------|----------|--------|--------|
|  Laos | 9,184 | 8,235 | 7,826 | 0,18289 | 402,36 | 402,36 |
|  Marocco | 9,041 | 7,296 | 7,515 | 0,180042 | 396,09 | 396,09 |
|  India | 8,358 | 6,454 | 6,7 | 0,166441 | 366,17 | 366,17 |
|  Sant'Elena, Ascensione e Tristan da Cunha | N.D. | N.D. | 7,8 | 0,155329 | 341,72 | 341,72 |
|  Capo Verde | 7,74 | 6,377 | 7,172 | 0,154134 | 339,10 | 339,10 |
|  Angola | 7,36 | 6,539 | 6,67 | 0,146567 | 322,45 | 322,45 |
|  Belize | 7,147 | 6,456 | 6,1 | 0,142325 | 313,12 | 313,12 |
|  Nicaragua | 7,071 | 5,57 | 5,3 | 0,140812 | 309,79 | 309,79 |
|  Mauritania | 6,92 | 5,257 | 5,197 | 0,137805 | 303,17 | 303,17 |
|  Tonga | 6,783 | 6,648 | 6,383 | 0,135076 | 297,17 | 297,17 |
|  Ghana | 6,754 | 5,596 | 5,413 | 0,134499 | 295,90 | 295,90 |
|  Honduras | 6,74 | 5,421 | 5,1 | 0,13422 | 295,28 | 295,28 |
|  Gibuti | 6,667 | 5,782 | 5,535 | 0,132766 | 292,09 | 292,09 |
|  Bangladesh | 6,633 | 5,083 | 4,754 | 0,132089 | 290,60 | 290,60 |
|  Pakistan | 6,47 | 6,37 | 5,82 | 0,128843 | 283,46 | 283,46 |

| | | | | | | |
|---|-------|--------|-------|----------|--------|--------|
|  Siria | 6,374 | N.D. | 2,9 | 0,126932 | 279,25 | 279,25 |
|  Costa d'Avorio | 6,345 | 5,458 | 5,213 | 0,126354 | 277,98 | 277,98 |
|  Palestina | 6,243 | 5,69 | 5,4 | 0,124323 | 273,51 | 273,51 |
|  Kenya | 6,061 | 4,452 | 4,33 | 0,120699 | 265,54 | 265,54 |
|  Tokelau | N.D. | N.D. | 6,004 | 0,119563 | 263,04 | 263,04 |
|  Venezuela | 5,949 | 17,528 | 7,704 | 0,118468 | 260,63 | 260,63 |
|  Samoa | 5,935 | 6,778 | 6,521 | 0,118189 | 260,02 | 260,02 |
|  Nigeria | 5,853 | 5,187 | 5,136 | 0,116556 | 256,42 | 256,42 |
|  Niue | N.D. | N.D. | 5,8 | 0,115501 | 254,10 | 254,10 |
|  Tuvalu | 5,798 | 4,653 | 4,281 | 0,115461 | 254,01 | 254,01 |
|  Kirghizistan | 5,562 | 4,965 | 5,253 | 0,110762 | 243,68 | 243,68 |
|  Cambogia | 5,493 | 4,422 | 4,389 | 0,109387 | 240,65 | 240,65 |
|  Birmania | 4,776 | 4,794 | 5,142 | 0,095109 | 209,24 | 209,24 |
|  São Tomé e Príncipe | 4,681 | 4,274 | 3,97 | 0,093217 | 205,08 | 205,08 |
|  Tagikistan | 4,63 | 3,858 | 3,38 | 0,092202 | 202,84 | 202,84 |

| | | | | | | |
|--|-------|-------|-------|----------|--------|--------|
|  Nepal | 4,578 | 4,009 | 3,417 | 0,091166 | 200,57 | 200,57 |
|  Rep. del Congo | 4,578 | 3,639 | 3,673 | 0,091166 | 200,57 | 200,57 |
|  Sudan | 4,442 | 4,244 | 3,958 | 0,088458 | 194,61 | 194,61 |
|  Camerun | 4,398 | 3,773 | 3,642 | 0,087582 | 192,68 | 192,68 |
|  Papua Nuova Guinea | 4,299 | 4,326 | 4,355 | 0,08561 | 188,34 | 188,34 |
|  Isole Marshall | 4,192 | 4,2 | 3,889 | 0,083479 | 183,65 | 183,65 |
|  Benin | 4,137 | 3,506 | 3,287 | 0,082384 | 181,25 | 181,25 |
|  Senegal | 4,093 | 3,481 | 3,395 | 0,081508 | 179,32 | 179,32 |
|  Wallis e Futuna | N.D. | N.D. | 3,8 | 0,075673 | 166,48 | 166,48 |
|  Zambia | 3,776 | 3,45 | 3,47 | 0,075195 | 165,43 | 165,43 |
|  Micronesia | 3,65 | 3,613 | 3,464 | 0,072686 | 159,91 | 159,91 |
|  Etiopia | 3,407 | 2,423 | 2,221 | 0,067847 | 149,26 | 149,26 |
|  Tanzania | 3,358 | 2,78 | 2,66 | 0,066871 | 147,12 | 147,12 |
|  Comore | 3,355 | 3,313 | 3,06 | 0,066811 | 146,99 | 146,99 |
|  Timor Est | 3,339 | 3,356 | 3,553 | 0,066493 | 146,28 | 146,28 |

| | | | | | | |
|--|-------|-------|-------|----------|--------|--------|
|  Haiti | 3,189 | 2,925 | 2,8 | 0,063506 | 139,71 | 139,71 |
|  Lesotho | 3,034 | 2,405 | 2,704 | 0,060419 | 132,92 | 132,92 |
|  Guinea | 3,029 | 2,818 | 2,562 | 0,060319 | 132,70 | 132,70 |
|  Uganda | 2,961 | 2,297 | 2,187 | 0,058965 | 129,72 | 129,72 |
|  Vanuatu | 2,851 | 2,915 | 3,153 | 0,056775 | 124,90 | 124,90 |
|  Ruanda | 2,808 | 2,214 | 2,227 | 0,055918 | 123,02 | 123,02 |
|  Guinea-Bissau | 2,784 | 1,949 | 1,989 | 0,05544 | 121,97 | 121,97 |
|  Burkina Faso | 2,663 | 2,279 | 2,178 | 0,053031 | 116,67 | 116,67 |
|  Gambia | 2,646 | 2,278 | 2,223 | 0,052692 | 115,92 | 115,92 |
|  Togo | 2,599 | 2,224 | 1,597 | 0,051756 | 113,86 | 113,86 |
|  Mali | 2,575 | 2,339 | 2,322 | 0,051278 | 112,81 | 112,81 |
|  Zimbabwe | 2,523 | 2,895 | 2,836 | 0,050243 | 110,53 | 110,53 |
|  Afghanistan | 2,456 | 2,088 | 2,065 | 0,048909 | 107,60 | 107,60 |
|  Isole Salomone | 2,385 | 2,619 | 2,663 | 0,047495 | 104,49 | 104,49 |
|  Kiribati | 2,148 | 2,418 | 2,272 | 0,042775 | 94,11 | 94,11 |

| | | | | | | |
|--|-------|-------|-------|----------|-----------|----------|
|  Eritrea | 2,101 | 1,626 | 1,6 | 0,041839 | 92,05 | 92,05 |
|  Yemen | 2,078 | 3,689 | 2,5 | 0,041381 | 91,04 | 91,04 |
|  Sierra Leone | 1,958 | 1,739 | 1,718 | 0,038992 | 85,78 | 85,78 |
|  Liberia | 1,779 | 1,428 | 1,428 | 0,035427 | 77,94 | 77,94 |
|  Madagascar | 1,778 | 1,593 | 1,647 | 0,035407 | 77,90 | 77,90 |
|  Ciad | 1,705 | 1,603 | 1,58 | 0,033953 | 74,70 | 74,70 |
|  Corea del Nord | N.D. | N.D. | 1,7 | 0,033854 | 74,48 | 74,48 |
| Malawi | 1,603 | 1,568 | 1,06 | 0,031922 | 70,23 | 70,23 |
| Mozambico Mozambico | 1,439 | 1,297 | 1,281 | 0,028656 | 63,04 | 63,04 |
| Niger Niger | 1,435 | 1,263 | 1,225 | 0,028577 | 62,87 | 62,87 |
| Somalia Somalia | 1,322 | 875.2 | 800 | 0,026326 | 57,92 | 57,92 |
| RD del Congo RD del Congo | 1,316 | 1,131 | 1,098 | 0,026207 | 57,65 | 57,65 |
| Rep. Centrafricana Rep. Centraf | 1,102 | 979.6 | 945 | 0,021945 | 48,28 | 48,28 |
| Sudan del Sud Sudan del Sud | 928 | 1,235 | 1,6 | 18,48017 | 40.656,36 | 2.200,00 |
| Burundi Burundi | 856 | 771.2 | 752 | 17,04636 | 37.501,99 | 2.200,00 |



Italia

50,216

41,84

42,492

L'importo del contributo onnicomprensivo annuale è così determinato: € 2.200,00 moltiplicato per il coefficiente calcolato confrontando il Prodotto Interno Lordo (PIL) pro-capite adeguato alle parità dei poteri di acquisto (PPA) del Paese di provenienza con quello relativo all'Italia